


**RoHS HF 472 Series, PICO® II, Time-Lag Fuse**

**Agency Approvals**

Agency	Agency File Number	Ampere Range
	E10480	500mA - 5A

**Description**

The 472 Series PICO® II, 125V rated time-Lag fuse is designed for applications that require moderate in-rush withstand and is in a space-saving subminiature package.

**Features**

- Moderate in-rush withstand
- Small size
- Wide range of current ratings available (500mA to 5A)
- RoHS compliant
- Halogen-free available
- Wide operating temperature range
- Low temperature de-rating


**Applications**

- Flat-panel display TV
- Lighting
- Game Console
- Power Supply
- Audio/Video Equipment

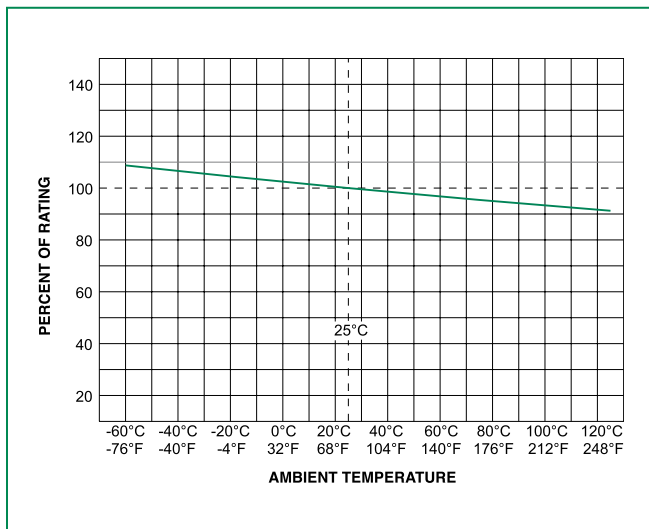
**Electrical Characteristics**

% of Ampere Rating	Opening Time
100%	4 Hours, <b>Min.</b>
200%	120 Seconds, <b>Max.</b>

**Electrical Characteristics**

Ampere Rating (A)	Amp Code	Max Voltage Rating (V)	Interrupting Rating	Nominal Cold Resistance (Ohms)	Nominal Melting I <sup>2</sup> t (A <sup>2</sup> sec)	Agency Approvals 
.500	.500	125	50 amperes at 125 VAC and VDC	0.174	0.1927	x
1.00	001.	125		0.078	0.9384	x
1.50	01.5	125		0.039	2.4081	x
2.00	002.	125		0.027	4.2363	x
2.50	02.5	125		0.0209	7.0838	x
3.00	003.	125		0.0187	9.3600	x
5.00	005.	125		0.0084	45.9000	x

## Temperature Derating Curve



Note:

- Derating depicted in this curve is in addition to the standard derating of 25% for continuous operation.

## Soldering Parameters

### Recommended Process Parameters:

Wave Parameter	Lead-Free Recommendation
<b>Preheat:</b> (Depends on Flux Activation Temperature)	(Typical Industry Recommendation)
Temperature Minimum:	100° C
Temperature Maximum:	150° C
Preheat Time:	60-180 seconds
<b>Solder Pot Temperature:</b>	260° C Maximum
<b>Solder Dwell Time:</b>	2-5 seconds

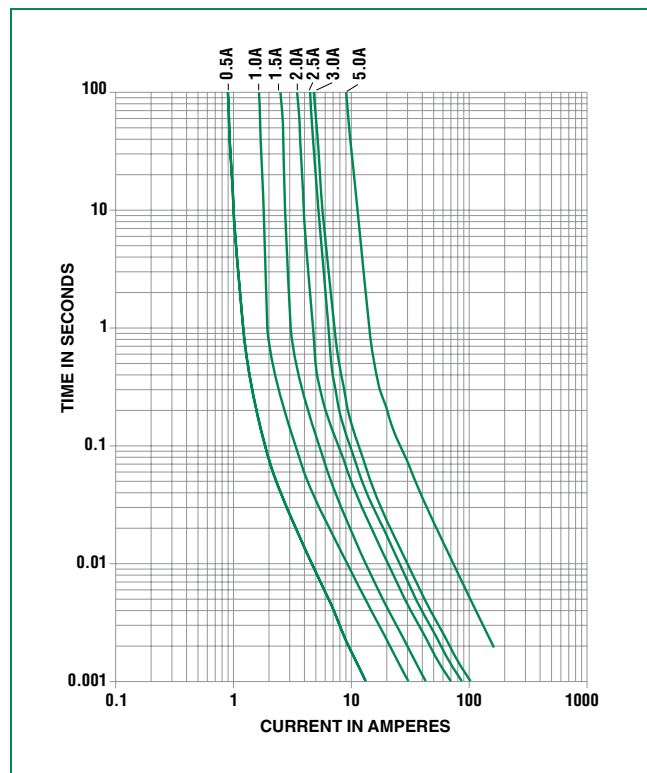
### Recommended Hand-Solder Parameters:

Solder Iron Temperature: 350° C +/- 5° C

Heating Time: 5 seconds max.

**Note: These devices are not recommended for IR or Convection Reflow process.**

## Average Time Current Curves

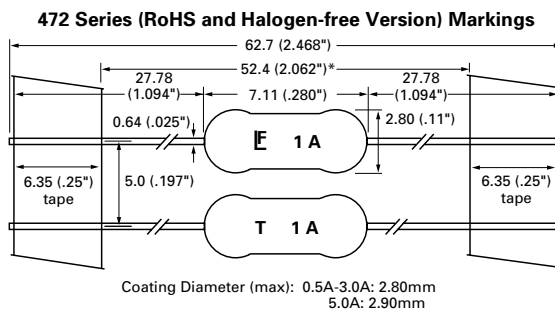
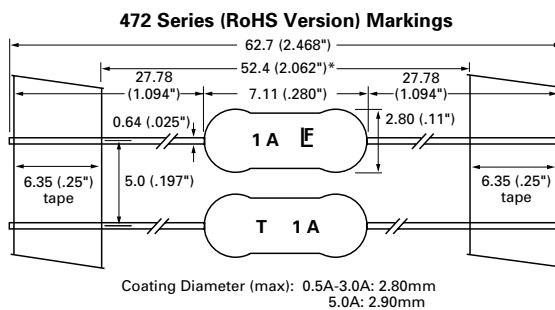


### Product Characteristics

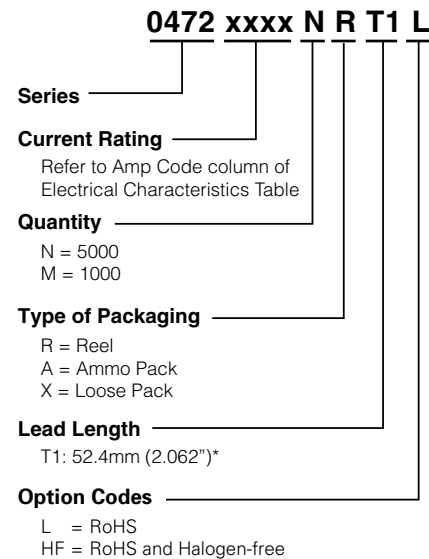
<b>Material</b>	Body: Ceramic Leads: Tin-coated Copper Encapsulated: Epoxy-Coated Body
<b>Product Marking</b>	Body: Brand Logo, Current Rating, T (time Lag fuse)
<b>Solderability</b>	MIL-STD-202, Method 208
<b>Lead Pull Force</b>	MIL-STD-202, Method 211, Test Condition A (will Withstand a 7lbs. Axial pull test)

<b>Operating Temperature</b>	-55°C to +125°C with proper de-rating
<b>Thermal Shock</b>	MIL-STD-202, Method 213, Test Condition I (100 G's peak for 6 milliseconds)
<b>Vibration</b>	MIL-STD-202, Method 201 (10-55 Hz); Method 204, Test Condition C (55-2000 Hz at 10 G's Peak)

### Dimensions



### Part Numbering System



### Packaging

Packaging Option	Packaging Specification	Quantity	Quantity & Packaging Code
*T1: 52.4mm (2.062") Tape and Reel	EIA 296		Refer to the tables in Part Numbering System above

Notes: \* T1 dimension is defined as the length of the component between the two tapes. The full component length is 62.7mm (2.468").